


# Healthcare Furniture Colour Chart 2024


The new 2024 range of Systeméd healthcare furniture colours has been updated to reflect recent popular colour choice trends in the healthcare environment. Colours are available in three different material ranges and price groups. Price group 1 colours are shown below.

Cabinet carcasses are supplied in either White or Clinical Light Grey with matching colour doors and drawer fronts as standard. For a minimum cost uplift choose 'Style A - Doors only décor' with one of the popular colours below. For a small further cost uplift, choose 'Style B - Full exterior décor' which includes coloured fillers, end panels and sloping tops. All upgraded furniture comes with a White carcass as default. Colours shown below are also all available in Systeméd S150 HP Laminate range in price Group 2. The Light Reflective Value (LRV) is shown top right.

## Standard carcass and door colours




A-1001 White




A-2001 Clinical Light Grey

## Price Group 1 Colours Systeméd S100 Range Melamine-faced Board




A-1002 Bright White




A-2003 Dusk




A-2005 Graphite




A-3004 Pebble




A-3006 Grey Beige



A-4010 Surf



A-4007 Blue Haze




A-5005 Pale Green



A-5006 Green Smoke




A-5007 Green Fir




A-6011 Clay Pink




A-7007 Sunflower



A-81002 Natural Oak



A-81008 Brown Walnut



A-81001 Acacia

\* Due to wood effect grain direction and panel optimisation, wood effect colours may incur a slight additional cost.

# Healthcare Furniture Colour Chart 2024

## Colour Upgrade Styles

The use of colour in healthcare environments offers numerous benefits. It can enhance patient well-being by creating a calming atmosphere, reducing stress and anxiety. Specific colours, like soft blues and greens, are known to promote relaxation and healing while bright, cheerful colours can improve mood and create a more welcoming environment. Colour coding can also aid in organisation and efficiency, helping staff quickly identify different areas and supplies.

Upgrading your healthcare furniture to one of the two styles below not only makes your space more visually appealing but also enhances functionality, contributing to a more pleasant healthcare experience.



### Doors only décor (style A)

Colour layout style A has just doors and drawer fronts coloured. This is the most economical way of creating an uplift for an overall effect when compared with standard White or Clinical Light Grey units.



### Full exterior décor (style B)

Colour layout style B involves additional cost uplift and includes matching colour fillers, end panels and sloping tops. White carcasses can also be supplied with the front edges of the cabinet lipped in colour matched edging if required.