

3

Worktops, worktop supports and accessories

A range of HPL worktops supplied in finishes to complement our shelving and cabinets and HTM Standards.

- Standard profile worktops
- HTM71 profile worktops
- Cantilever worktop support legs
- Chrome legs
- Aluminium end caps
- Cable outlets



Standard profile worktops

Standard Worktop Profiles - Suitable for office/kitchen environments

High Pressure Laminate Worktops manufactured and tested to meet European Standards EN348.



30mm post-formed profile



40mm pencil-round profile



900mm tops supplied with two long edges profiled

Standard stock colours and sizes:

White




Code	Size
W306030PF	3000x600x30mm
W309030PF	3000x900x30mm
W309040PR	3000x900x40mm
W409040PR	4000x900x40mm

Light Oak



Code	Size
LO409040PR	4000x900x40mm

Light Grey



Code	Size
G306030PF	3000x600x30mm
G309030PF	3000x900x30mm
G309040PR	3000x900x40mm

Beech Block Effect



Code	Size
SB309040PR	3000x900x40mm

Please note: Due to the limitations of the printing process, the colours and finishes shown here are for guidance only. Sample available on request.

Orderline: 020 8699 8993

Stirling[®]
MEDICAL and SCIENTIFIC

 **IN STOCK**

HTM71 Clinical Worktop Profiles - Suitable for clinical areas

40mm bullnose front edge profile



All HTM71 worktops supplied with just one long edge profiled

50mm lay-on upstand



HTM71 bullnose profile stock colours & sizes:

White



Code	Size
W406040BN	4000x600x40mm
W409040BN	*4000x900x40mm

Light Grey



Code	Size
G406040BN	4000x600x40mm
G409040BN	*4000x900x40mm

*Please note - 900mm Worktops bullnose to one edge only.

40mm bullnose front edge profile with 50mm moulded rear upstand




HTM71 bullnose profile with moulded upstand stock colours & sizes:

White



Code	Size
W305040BNMR	3000x500x40mm
W306040BNMR	3000x600x40mm
W307040BNMR	3000x700x40mm

Light Grey



Code	Size
G305040BNMR	3000x500x40mm
G306040BNMR	3000x600x40mm
G307040BNMR	3000x700x40mm


Lay-on upstand

White



Code	Size
UPS/50L/WE	3000x50x18mm

Light Grey



Code	Size
UPS/50L/GY	3000x50x18mm

White PVC edged and melamine faced worktop batten:



Code	Size
902224	2400x50x18mm



Worktop cutting & edging service

Item	Code
Cutting Service:	
Short cut	WC90
Long cut	WR40
Edging Service	
Worktop end	WE90

IN STOCK

Worktop supports



Adjustable-height cantilever worktop support legs

Supplied complete with worktop fixing brackets, for worktops 600mm and 800-900mm deep and heights of 680mm to 930mm.

Code	Depth x Height (mm)	Type
WCL67	500 x 680 - 730	67
WCL69	500 x 880 - 930	69
WCL77	600 x 680 - 730	77
WCL79	600 x 880 - 930	79
WCL87	750 x 680 - 730	87
WCL89	750 x 880 - 930	89



Heavy duty worktop support arms

Supplied complete with worktop fixing brackets, for worktops 600mm and 800mm deep and designed for use with worktop support batten.

Code	Worktop Depth
WCA06	600 - 700mm
WCA07	750 - 800mm



Chrome legs

Tubular steel leg in polished chrome finish. Fixings included. 25mm + height adjustable foot.

Code	Height x Width (mm)
CL716	710 x 60mm
CL876	870 x 60mm
CL116	1100 X 60mm



Aluminium worktop joints/end trims

Length x Height	End trim	Corner joint	Straight joint
630 x 30mm	AET633	ACJ633	ASJ633
900 x 30mm	AET903	ACJ903	ASJ903
630 x 40mm	AET634	ACJ634	ASJ634
900 x 40mm	AET904	ACJ904	ASJ904